

# Inspire Me!

printable photo cards to inspire young writers

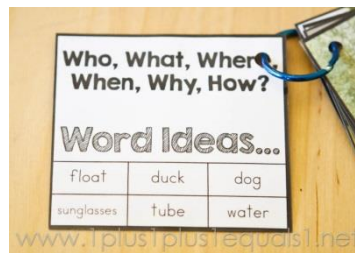
## DOGS IN COSTUMES

These **DO print front to back**, if your printer allows, choose the “flip on long edge” setting.

Print on cardstock, laminate, then cut out. Punch a hole in top corner and use a metal ring to secure. Or store in a small box.

The “Who, What, Where, When, Why, How” is to help spark thinking. The word ideas are also to spark thinking. Encourage children to think creatively and have fun in the writing process.

**See a video about these here!**



Copyright © 2015 Carisa Hinson 1 + 1 + 1 = 1

[www.1plus1plus1equals1.net](http://www.1plus1plus1equals1.net)

All rights reserved by author.

Permission to copy for single classroom/home use only.

Electronic distribution limited to single classroom/home use only.

Want to share? Link to my blog post/website, **NOT the PDF file itself.**

[Full Terms of Use here](#)

All images © [Thinkstock](#)  
Fonts © [Kimberly Geswein](#)

# Helpful Printables

All of these printables were designed to go along with our Story Starters and are free to download on our blog! Click on the images or the link list below to grab the printables you need to go along with your Story Starters!

- [Choose Your Own Writing Paper](#)
- [Choose your Own Alphabet Chart](#)
- [Try-It Sheet & Basic Checklist](#)


Name \_\_\_\_\_ Date \_\_\_\_\_

**Choose Your Own  
Writing Paper  
Printable Pack**

*several options*

**FREE!**

www.1plus1plus1equals1.net




[www.1plus1plus1equals1.net](http://www.1plus1plus1equals1.net)

Aa Bb Cc Dd  
Ee Ff Gg Hh  
Ii Jj Kk Ll  
Mm Nn Oo  
Pp Qq Rr Ss  
Tt Uu Vv Ww  
Xx Yy Zz

**Choose Your Own  
Alphabet  
Chart**

*free* *22 to choose from*

www.1plus1plus1equals1.net




[www.1plus1plus1equals1.net](http://www.1plus1plus1equals1.net)

**Helping Young Writers**

**Try-It Sheet & Basic Checklist**

Try It!	Correct Spelling	Checklist
		I used a capital letter at the beginning of sentences! <b>The cat is fat.</b>
		I used a capital letter for proper nouns. <b>My best friend is Amy. One lives in Ohio.</b>
		I spelled a sight word correctly. <b>Let's go to my house.</b>
		I sounded out words I didn't know. <b>Fr-act</b>
		I left spaces between my words. <b>I see the cat.</b>
		I used punctuation at the end of my sentences. <b>I saw a bird in the tree.</b>
		My story makes sense!

*www.1plus1plus1equals1.net*



[www.1plus1plus1equals1.net](http://www.1plus1plus1equals1.net)



© www.1plus1plus1equals1.net



© www.1plus1plus1equals1.net



© www.1plus1plus1equals1.net



© www.1plus1plus1equals1.net



© www.1plus1plus1equals1.net



© www.1plus1plus1equals1.net

**Who, What, Where,  
When, Why, How?**

**Word Ideas...**

necklaces	lady	pretty
dress	woman	brown

**Who, What, Where,  
When, Why, How?**

**Word Ideas...**

pink	headband	dress
wings	bug	silly

**Who, What, Where,  
When, Why, How?**

**Word Ideas...**

glasses	jacket	black
cool	leather	coat

**Who, What, Where,  
When, Why, How?**

**Word Ideas...**

pumpkin	orange	green
jack o lantern	round	tongue

**Who, What, Where,  
When, Why, How?**

**Word Ideas...**

doctor	white	coat
stethoscope	help	hospital

**Who, What, Where,  
When, Why, How?**

**Word Ideas...**

lady	woman	dress
hat	pearls	furry





© www.1plus1plus1equals1.net



© www.1plus1plus1equals1.net



© www.1plus1plus1equals1.net



© www.1plus1plus1equals1.net



© www.1plus1plus1equals1.net



© www.1plus1plus1equals1.net

**Who, What, Where,  
When, Why, How?**

**Word Ideas...**

clown	wig	goofy
funny	silly	purple

**Who, What, Where,  
When, Why, How?**

**Word Ideas...**

bee	tiny	flower
pink	yellow	black

**Who, What, Where,  
When, Why, How?**

**Word Ideas...**

bee	wings	antennae
buzz	stripes	sting

**Who, What, Where,  
When, Why, How?**

**Word Ideas...**

two	motorcycle	hat
scarf	glasses	riding

**Who, What, Where,  
When, Why, How?**

**Word Ideas...**

man	nose	glasses
tie	shirt	eyebrows

**Who, What, Where,  
When, Why, How?**

**Word Ideas...**

frog	eyes	green
hop	silly	yellow